

Manual de instalare

„Ticket #565416”

Aprobare finala

Aprobare finala			
Nume	Institutia	Data	Semnatura

Istoria Documentului

Istoricul documentului		
Modificare	Data	Rezumat modificări
V1	Decembrie 2018	Creare document

Documente referite

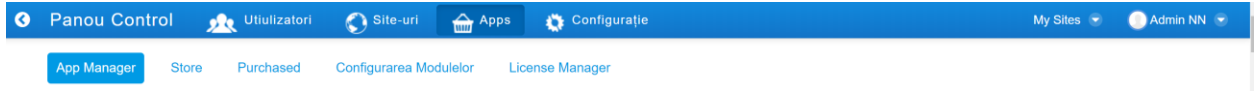
Documente referite	
Nume Document	Descriere

Instalarea modului

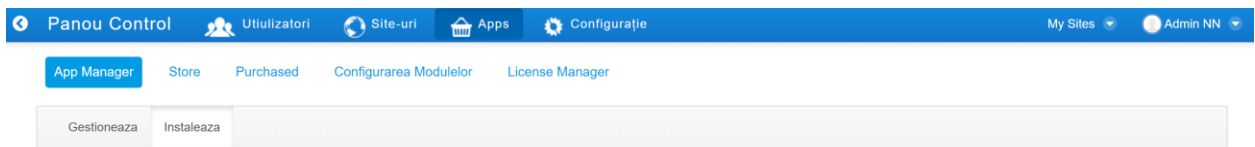
1. Se acceseaza portalul de administrare al site-ului <https://www.nn.ro/> .
2. Se autentifica in portalul de administrare aferent site-ului <https://www.nn.ro/>.
3. Se acceseaza sectiunea ,Apps' din meniul principal.



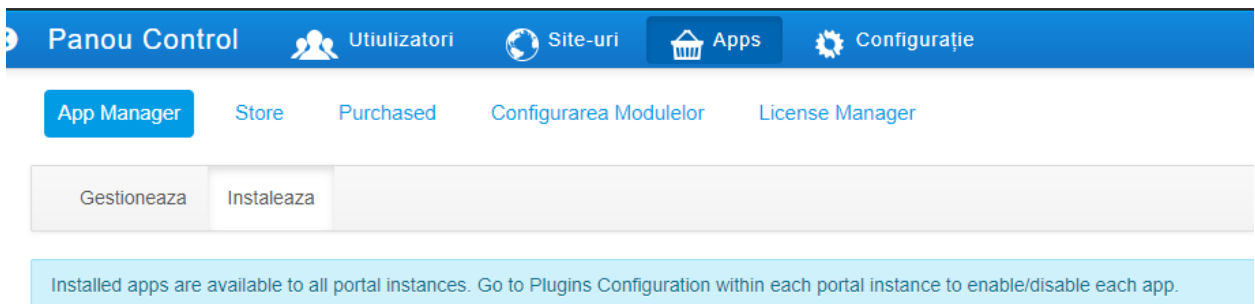
4. Se acceseaza sectiunea ,App Manager' din meniul secundar.



5. Se acceseaza sectiunea ,Instaleaza'.



6. Se apasa butonul ,Choose File' si se selecteaza fisierul NN-Lease-theme.war' atasat impreuna cu acest document.



Instaleaza

- File Upload (LPKG or WAR File)
- NN-Lease-theme.war
- URL
-

7. Se apasa butonul ,Instaleaza'.

Validarea

1. Se acceseaza site-ul <https://www.nn.ro>
2. Se deschide consola (F12)
3. Se apasa butonul Elements



```
<!doctype html>
<html class="au1 ltr yui3-js-enabled webkit ltr js chrome chrome70 chrome70-0 win secure" dir="ltr" lang="ro-ro">
  <div id="yui3-css-stamp" style="position: absolute !important; visibility: hidden !important" class></div>
</head></head>
<body class="yui3-skin-sam controls-hidden guest-site signed-in public-page site dockbar-split dockbar-ready" style == #0
  <div id="output"></div>
  " Titlu pentru imagine share facebook : Acasa "
  <a href="#main-content" id="skip-to-content">Sari la continut</a>
  <div class="portlet-boundary portlet-boundary_145_ portlet-static-end portlet-borderless portlet-dockbar " id="p_p_id_145_"></div>
  <div class="container-fluid" id="wrapper"></div>
  <div id="wrapper"></div>
  <div class="cookie-agreement"></div>
  <footer id="footer" role="contentinfo"></footer>
  <script src="https://nn2.uat.ro.cre.insim.biz/carousel.portlet/js/main.js?browserId=other&minifierType=js&languageId=ro_R0&b=6210&t=1501683624588" type="text/javas
  <script tvoe="text/javascript">Liferav.Util.addInoutFocus();</script>
```

4. Se expandeaza tagul head si se verifica existenta tagului

```
<script id="AVConsent" type="text/javascript"
src="//profiling1.avandor.com/consent3/cmp.js?KSxDQFcrVIIOK0cpTwpgCg==" lang="ro"> </script>
```



vindeca cel mai bine.

```
<!doctype html>
<html class="au1 ltr yui3-js-enabled webkit ltr js chrome chrome70 chrome70-0 win secure" dir="ltr" lang="ro-ro">
  <div id="yui3-css-stamp" style="position: absolute !important; visibility: hidden !important" class></div>
</head>
<style id="stndz-style"></style>
<script id="twitter-wjs" type="javascript/blocked" src="https://platform.twitter.com/widgets.js"></script>
<script id="facebook-jssdk" type="javascript/blocked" src="//connect.facebook.net/en_US/sdk.js#xfbml=1&version=v2.0"></script>
<script async type="javascript/blocked" src="https://www.google-analytics.com/analytics.js"></script>
<script id="AVConsent" type="text/javascript" src="//profiling1.avandor.com/consent3/cmp.js?KSxDQFcrVIIOK0cpTwpgCg==" lang="ro"></script> == #0
<script type="text/javascript" src="//code.jquery.com/jquery-3.3.1.min.js"></script>
<link type="text/css" rel="stylesheet" href="//profiling1.avandor.com/consent3/ux.css?1544712125364">
<title>Acasa - Liferay</title>
<meta name="viewport" content="width=device-width, initial-scale=1.001, maximum-scale=20, minimum-scale=1">
```